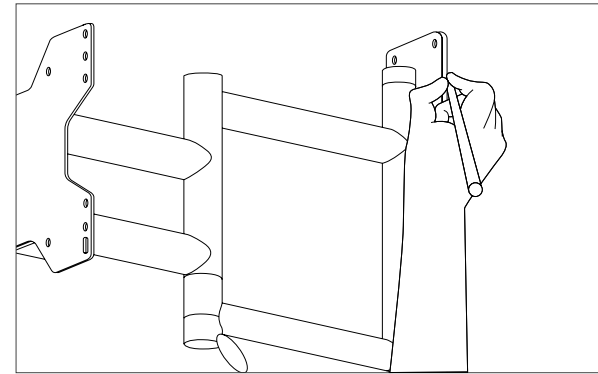


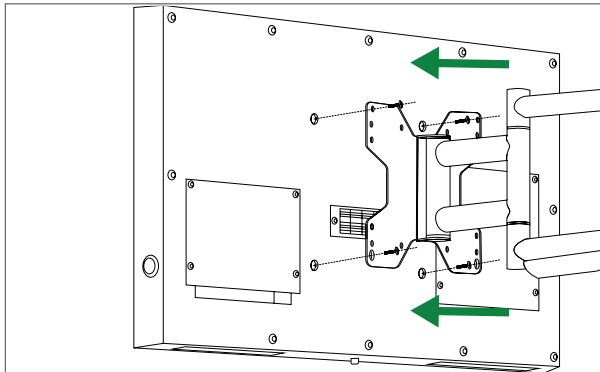
## 1 Check items

Upon receiving your order, open the crate and inspect the content. Damages must be reported within 24 hours.



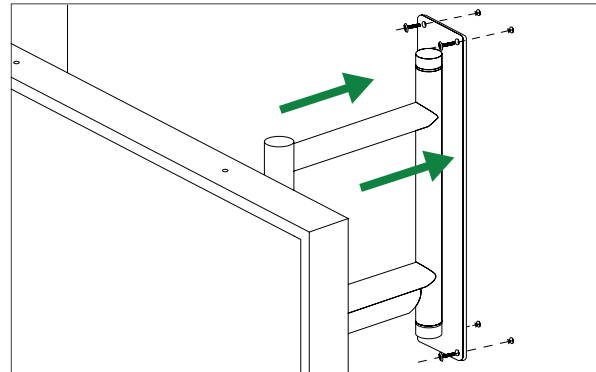
## 2 Mark and drill your wall

Mark the place where the base of your mount will be located. Drill holes on the wall where the screws of the base would be.



## 3 Attach bracket to TV

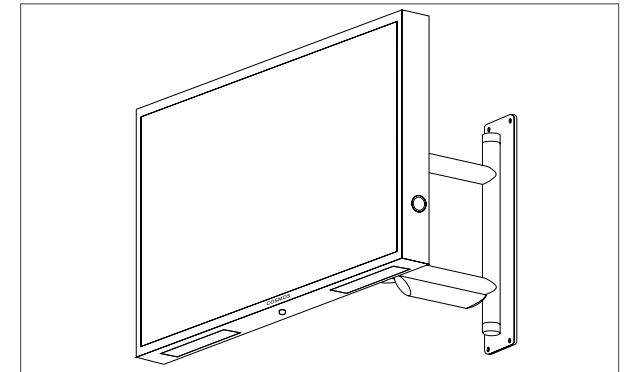
Using the allen key provided in the package, attach the swivel bracket at the back of the TV.



## 4 Attach the bracket to the wall

Attach the TV to the wall you prepared earlier.

Note: (It is recommended that 2 or more people assist in the installation of this product)



## 5 Finished

Done. Your TV is ready to use.