

Evervue Zepp Remote



General Description

With its Voice Control feature and QWERTY keyboard, The Zepp Remote provides the ultimate TV experience. The Zepp Remote is rechargeable and eliminates the need to change batteries again.



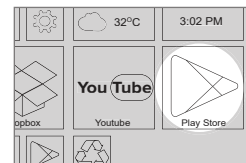
Features:

- 2.4G Wireless, USB Receiver, Plug and Play
- 360-degree non-directional Remote Control
- Air Mouse, Anti-shake algorithm.
- Wireless QWERTY keyboard.
- Compatible OS; Windows MAC OS, Android, Linux.
- Devices: PC, Smart TV, Set-top-box.
- Network Media Player, Tablet, Game Player and many more.


Pairing:

- 1) Press the mouse/microphone button for 5 seconds to power up the remote.
- 2) Press the mouse/microphone button to enable or disable the mouse cursor on the screen.
- 3) When using the microphone, press the mouse/microphone button and wait for the light above the button to blink before speaking. Keep pressing the mouse/microphone button while you speak.

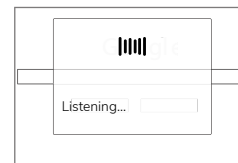
How To Install Google Assistant



Open Google Play Store and search for "Google Assistant".



Download Google Assistant. Once finished downloading, tap the icon on the home screen.



Control the app with either your voice or the keyboard on the remote

Note: The Google Assistant Feature is only available for newer version android boxes.

Hibernation

The Zepp remote will turn into "Hibernation Mode" when it stays still for 20 seconds. Press any button to wake up the remote.

Acceleration Sensor	3 axes G-Sensor
Gyro-sensor	3 Axes Gyroscope
Communication	RF 2.4 GHz
Working Distance	10m
Frequency	2.400-2.483 GHz
Working Current	< 20mA
Standby Current	< 20uA
Battery	Rechargeable Lithium battery
Indicator	1 LED indicator
Product Size	151*45*14mm (L*W*H)
Receiver Size	18.58*14.59*6.7mm (L*W*H) mini receiver
Weight	65g
USB	USB 2.0
System	Compatible for Windows, MAC OS, Linux, Android

Notice

1. **Battery:** Keep the Zepp Remote fully charged. When the battery is low, the stability of mouse cursor will be affected. We suggest charging for 1-hour continuously.
2. **Working Distance:** The actual working distance of the Zepp Remote will be affected by electromagnetic field.
3. **Pairing:** The pairing has been finished before the Zepp Remote leaves the factory. This function can only be accessed by distributors.



EVERVUE[®]

HOW TO ADJUST ZEPP
WORKING SPEED



To adjust it to be slow:

Long-press the "OK" button, and then press the "Volume -" button.

To adjust it to be fast:

Long-press the "OK" button, and then press the "Volume +" button.

Zepp Remote



www.evervue.com