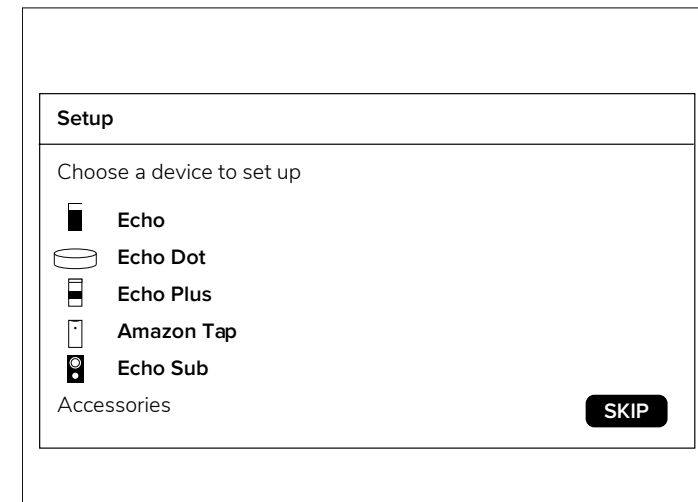


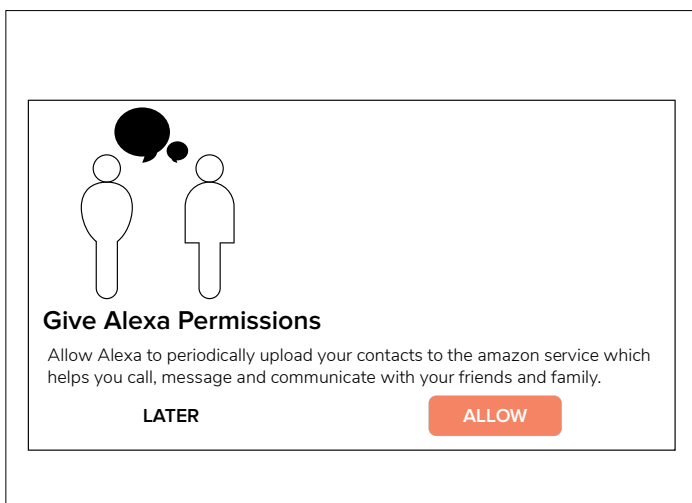
**1 Click the Alexa Icon**  
On your home screen, click the Alexa icon.



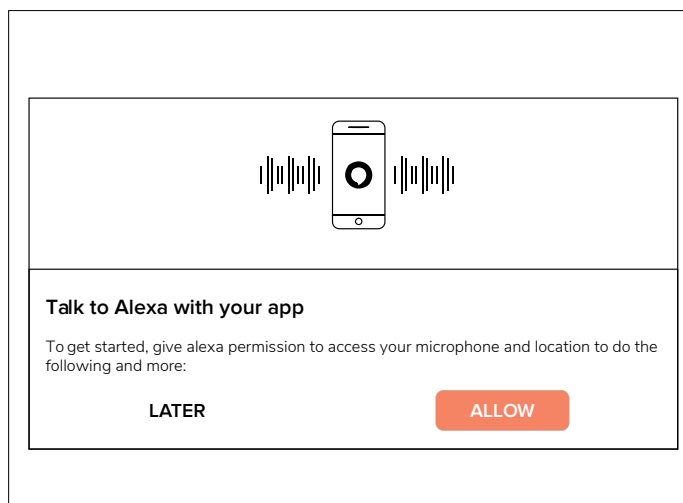
**2 Sign in or Register**  
Sign in with your amazon account or create a new one. Have your cellphone ready because a phone verification will be required to complete the setup.



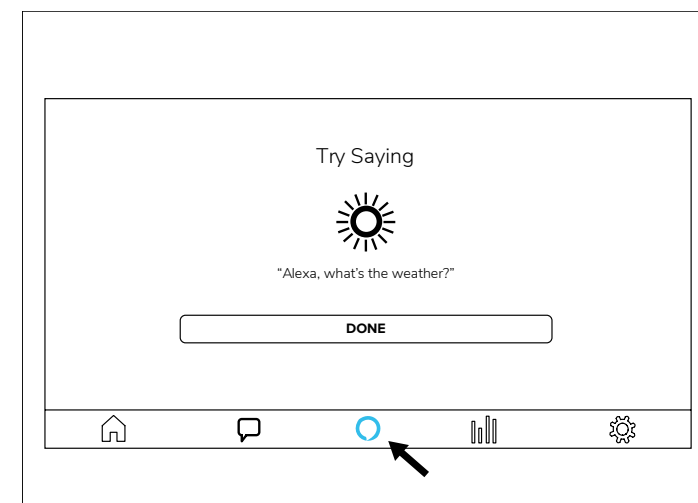
**3 Setup Alexa**  
If you have amazon devices at home, connect them to the TV by clicking them on the list, otherwise, click "SKIP".



**4 Let Alexa access your device**  
In order for Alexa to assist you better, it will ask for permission to fully access your device and your data. Click "ALLOW" to agree and "LATER" to disagree.



**5 Enable Microphone and Location**  
It is important for Alexa to access the device's microphone and to know its current location. Please click "ALLOW" when asked for permission to access these two.



**6 Done**  
Done. Your Alexa is ready, click on the amazon Alexa icon and ask your question.