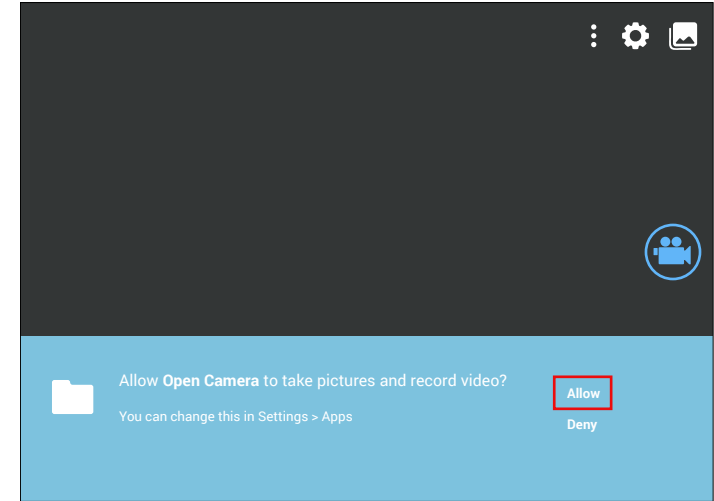




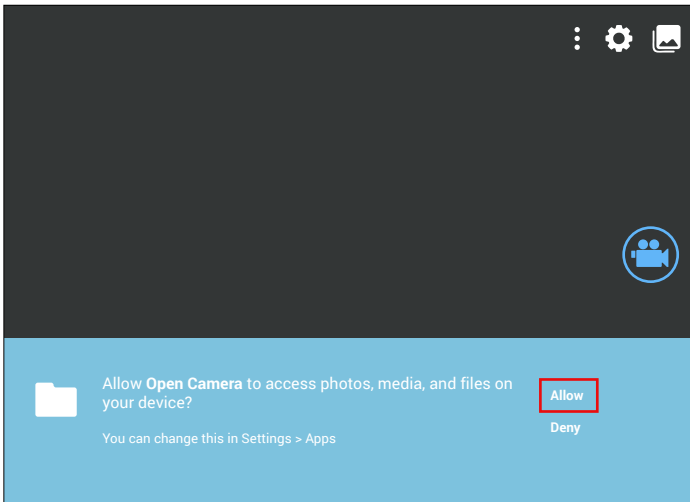
1 Go to Play Store to download and install Open Camera: <https://play.google.com/store/apps/details?id=net.sourceforge.opencamera&hl=en>



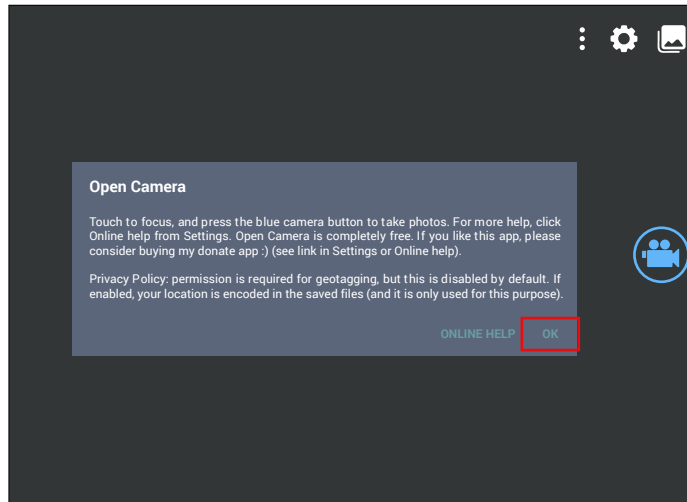
2 After installing "Open Camera", go to your home screen to find and click the "Open Camera" app in your installed applications.




3 After clicking the app, a pop-up will show "Allow Open Camera to take pictures and record video?". Click "Allow".



4 After clicking "Allow", another pop-up will show "Allow Open Camera to access photos, media, and files on your device?" then click "Allow".



5 A pop-up will show features and permissions for the camera. Click "OK".



6 Done! Your Open Camera application is now ready for recording and capturing.